


Name _____
Worksheet 11B. Use the Interactive Geologic Blocks exercise (on website) to complete this worksheet.




L-1 Sketch




L-2 Sketch




L-3 Sketch





F-1 Sketch



F-2 Sketch



F-3 Sketch

<p>Direction of faulting: Visual clues used:</p>		
<p>Ft-1 Describe</p>	<p>Ft-2 Sketch</p>	<p>I-1 Describe</p>
<ol style="list-style-type: none"> 1. 2. 3. 4. 		
<p>I-2 List Order of Events (oldest to youngest)</p>	<p>U-1 Sketch</p>	